



GAT MONTHLY MEMBERSHIP PROGRESS REPORT

Results as of: 8/31/2020

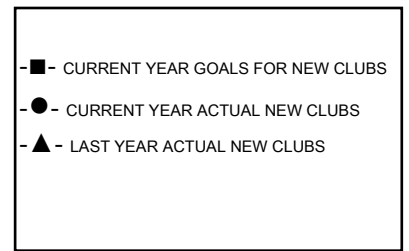
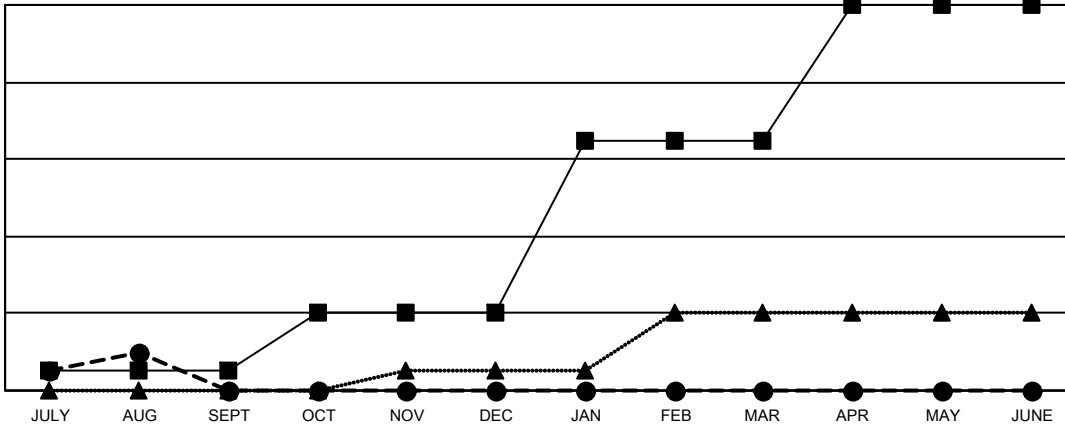
Multiple District A

LOCATION: ONTARIO

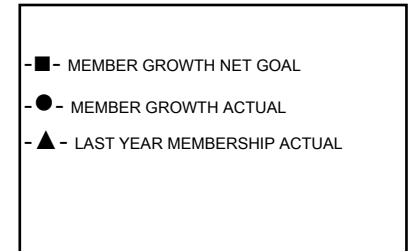
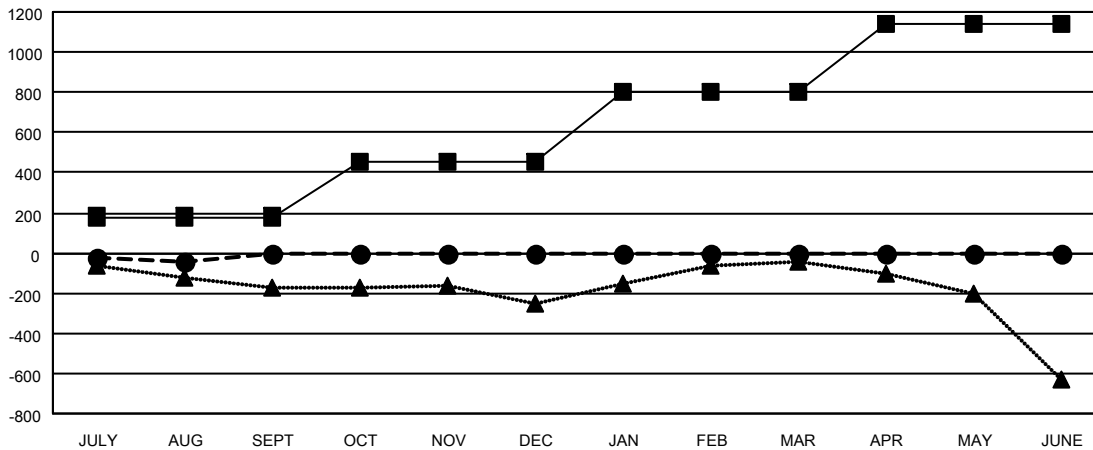
Clubs			
RESULTS FOR 2020-2021			
QUARTER	NEW CLUB GOAL	NEW CLUBS	DROPPED CLUBS
JULY/AUG/SEPT	1	2	5
OCT/NOV/DEC	3	0	0
JAN/FEB/MAR	9	0	0
APR/MAY/JUNE	7	0	0

Members			
RESULTS FOR 2020-2021			
QUARTER	MEMBER GROWTH NET GOAL	MEMBER GROWTH ACTUAL	DROPPED MEMBERS ACTUAL (including transfers)
JULY/AUG/SEPT	180	186	194
OCT/NOV/DEC	270	0	0
JAN/FEB/MAR	355	0	0
APR/MAY/JUNE	335	0	0

GOALS AND ACTUAL NEW CLUBS CUMULATIVE



GOALS AND ACTUAL MEMBERS CUMULATIVE



DROPPED CLUBS: 5	
DROPPED MEMBERS	
DECEASED	35
CLUB CANCELLED	0
OTHER	159
TOTAL	194

55 CLUBS OF 525 ADDED 1 OR MORE NEW MEMBERS
CLICK HERE FOR CUMULATIVE MEMBERSHIP DATA

GENDER DISTRIBUTION	
MALE	8,591 (70.54%)
FEMALE	3,588 (29.46%)
TOTAL FAMILY UNIT MEMBERS	2,201
FAMILY MEMBERS PAYING HALF DUES	1,127